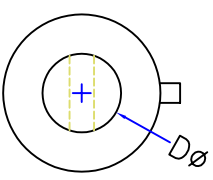
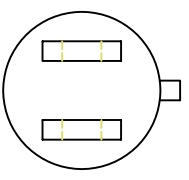
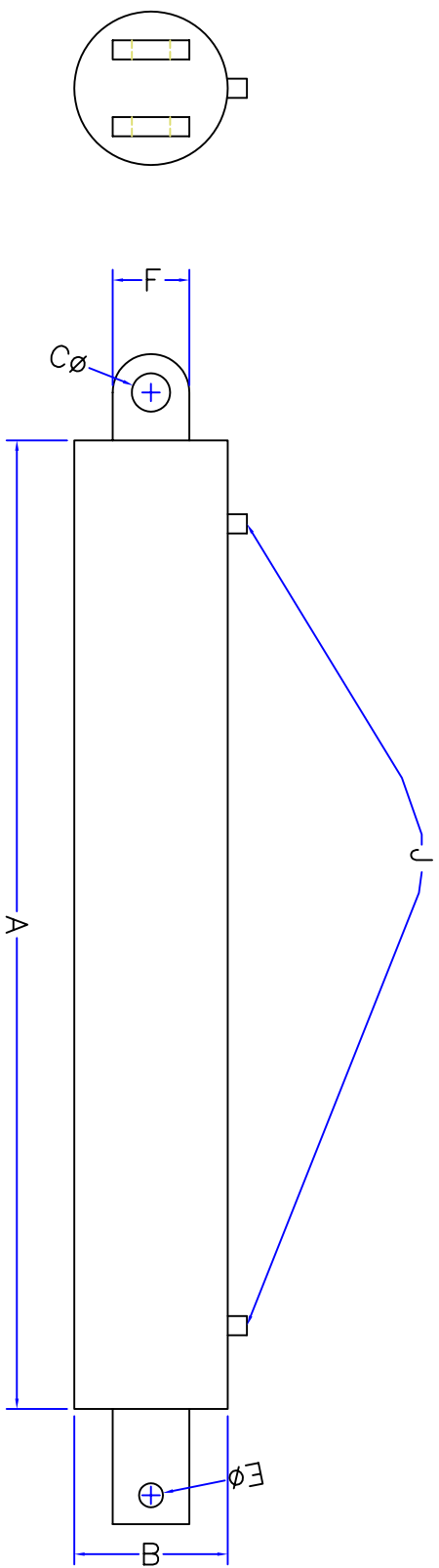



- A= LENGTH OF CYLINDER _____
- B= EXTERIOR DIAMETER OF CYLINDER _____
- C= PIN HOLE DIAMETER OF MOUNT _____
- D= INTERIOR CYLINDER DIAMETER _____
- E= PIN HOLE DIAMETER OF INTERIOR CYLINDER _____
- F= MOUNT WIDTH _____
- G= MOUNT LENGTH _____
- H= SPACING OF MOUNT _____
- I= THICKNESS OF MOUNTS _____
- J= MALE OR FEMALE CONNECTIONS M _____ F _____ DIAMETER/THREAD _____



PLEASE PRINT OR TYPE CLEARLY IN ALL CAPS. DIMENSIONS ARE APPROXIMATE.

THE DESIGN IS THE PROPERTY OF RECEIVING AGENCY. REPRODUCTION IS STRICTLY PROHIBITED WITHOUT THE WRITTEN CONSENT OF THE ISSUING AGENCY. THIS DRAWING IS FOR INFORMATION ONLY. IT IS NOT TO BE USED FOR FABRICATION OR REPRODUCTION OF PARTS.

DATE: 1/1/2010

ISSUE: 1

REVISED TO: 10829-0A

TYPE: CYLINDER